

Overview

The Genesis line of signals are among the smallest, most compact audible-visible emergency signaling devices in the world. About the size of a deck of playing cards, these devices are designed to blend with any decor.

Thanks to patented breakthrough technology, GE Security Genesis strobes do not require bulky specular reflectors and lenses. Instead, an exclusive cavity design conditions light to produce a highly controlled distribution pattern. Significant development efforts employing this new technology have given rise to a new benchmark in strobe performance – FullLight technology.

FullLight strobe technology produces a smooth light distribution pattern without the spikes and voids characteristic of specular reflectors. This ensures the entire coverage area receives consistent illumination from the strobe flash. As a result, Genesis strobes with FullLight technology go well beyond the minimum UL-required “T” pattern, significantly exceeding UL-1971 light distribution requirements.

Genesis strobes and chime-strobes offer 15 to 110 candela output, which is selectable with a conveniently-located switch on the side of the device. The candela output setting remains clearly visible even after final installation, yet it stays locked in place to prevent unauthorized tampering.

Genesis signals feature textured housings in architecturally neutral white or traditional fire red. An ingenious iconographic symbol indicates the purpose of the device. This universal symbol is code-compliant and is easily recognized by all building occupants regardless of what language they speak. Models with “FIRE” markings are also available.


Chimes & Chime-Strobes

Genesis Series



Standard Features

- **Unique low-profile design**
 - The most compact UL-1971 listed strobe available
 - Ultra-slim – protrudes less than one inch from the wall
 - Attractive appearance
 - No visible mounting screws
- **Three field-configurable options in one device**
 - Select 15, 30, 75, or 110 cd strobe output
 - Select non-coded (default), temporal, or coded (single-stroke) chime operation
 - Select high (default) or low dB chime output
- **Easy to install**
 - Fits standard 1-gang electrical boxes – no trim plate needed
 - Optional trim plate accommodates oversized openings
 - Pre-assembled with captive hardware
 - #12 AWG terminals – ideal for long runs or existing wiring
- **Unparalleled performance**
 - Single microprocessor controls both chime and strobe
 - Chime produces a pleasing mellow tone
 - Independent chime control over a single pair of wires
 - Industry’s most even light distribution
 - Meets tough synchronizing standards for strobes
 - Low current draw minimizes system overhead
 - Highly regulated in-rush current



Application

Strobes

Genesis strobes are UL 1971-listed for use indoors as wall-mounted public-mode notification appliances for the hearing impaired. Prevailing codes require strobes to be used where ambient noise conditions exceed specified levels, where occupants use hearing protection, and in areas of public accommodation. Consult with your Authority Having Jurisdiction for details.

All Genesis strobes exceed UL synchronization requirements (within 10 milliseconds other over a two-hour period) when used with a synchronization source. Synchronization is important in order to avoid epileptic sensitivity.

NOTE: The flash intensity of some visible signals may not be adequate to alert or waken occupants in the protected area. Research indicates that the intensity of strobe needed to awaken 90% of sleeping persons is approximately 100 cd. GE Security recommends that strobes in sleeping rooms be rated at at least 110 cd.

WARNING: These devices will not operate without electrical power. As fires frequently cause power interruptions, further safeguards such as backup power supplies may be required.

Chimes

Genesis chimes produce a pleasing mellow tone. When steady (non-stroked) voltage is applied, the chime automatically pulses at 60 strokes per minute, or may be field-configured for temporal output. When installed with a GIM Signal Master Module, the chime may also be field-configured for coded operation, which enables the chime output to match the rate that voltage is applied to the circuit.

The chime's 79 dBA (peak) output level makes this device suitable for many private mode applications. Chimes may be set for low dB output with a jumper cut that reduces sound output by about 5 dB.

Genesis chimes are intended as audible signaling devices for private-mode applications. For public-mode audible signaling, use Genesis horns and horn-strobes.

Suggested sound pressure level for each private mode signaling zone used with alert or alarm signals is at least 10 dB above the average ambient sound level, or 5 dB above the maximum sound level having a duration of at least 60 seconds, whichever is greater, measured 5' (1.5 m). above the floor. The average ambient sound level is the RMS, A-weighted sound pressure measured over a 24-hour period.

Doubling the distance from the signal to the ear will theoretically result in a 6 dB reduction of the received sound pressure level. The actual effect depends on the acoustic properties of materials in the space. A 3 dBA difference represents a barely noticeable change in volume.

Chime dBA output

	UL464		Average		Peak	
	high	low	high	low	high	low
16 Vdc	58.2	52.8	66.1	61	77	72.8
24 Vdc	60.8	55.6	67.8	63.2	78.6	74.7
33 Vdc	61.3	56.1	68.1	63.7	79.4	75.9

Notes

- All values shown are measured at 10 feet (3.01m).
- UL464 values measured in reverberation room.
- Average and peak values are measured in anechoic chamber.

Installation



Genesis Chime-strobe with optional trim plate

Genesis chimes and strobes mount to any standard one-gang surface or flush electrical box. Matching optional trim plates are used to cover oversized openings and can accommodate one-gang, two-gang, four-inch square, or octagonal boxes, and European 100 mm square.

All Genesis signals come pre-assembled with captive mounting screws for easy installation. Two tabs at the top of the signal unlock the cover to reveal the mounting hardware. The shallow depth of Genesis devices leaves ample room behind the signal for extra wiring. Once installed with the cover in place, no mounting screws are visible.

Field Configuration

Genesis strobes and chime-strobes may be set for **15, 30, 75, or 110 candela output**. The output setting is changed by simply opening the device and sliding the switch to the desired setting. The device does not have to be removed to change the output setting. The setting remains visible through a small window on the side of the device after the cover is closed.

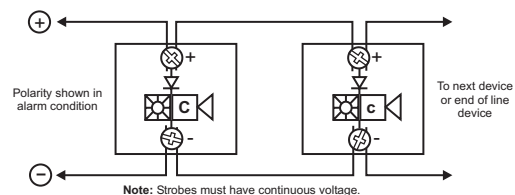
Chimes and chime-strobes are factory set for high dB output. Optional low dB output may be selected by cutting a jumper on the circuit board. This reduces the audible output by about 5 dB.

A second jumper cut changes the chime output from the factory set rate of 60 strokes per minute to three-pulse temporal output.

Chimes may also be configured for single-stroke coded operation. This operates the chime once each time voltage is applied to the circuit. Voltage must be discontinued and then re-applied to operate the chime again. These optional coders produce a pre-determined pattern of audible signals. A Genesis Signal Master is required when chimes are configured for coded operation.

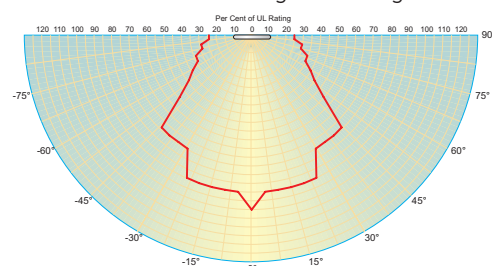
Wiring

Field wiring terminals accommodate #18 to #12 AWG (0.75 mm² to 2.5 mm²) wiring. Chimes, strobes, and combination chime-strobes are interconnected with a single pair of wires as shown below.



Light output - (effective cd)

Percent of UL rating versus angle



Current Draw

Multi-cd Wall Temporal Chime-strobes (EG1-CVM) – High dB Setting

UL Rating	15 cd RMS	30 cd RMS	75 cd RMS	110 cd RMS
16 Vdc	99	134	233	277
16 Vfwr	154	195	338	383

Typical Current	15 cd		30 cd		75 cd		110 cd	
	RMS	Mean	RMS	Mean	RMS	Mean	RMS	Mean
16 Vdc	106	92	141	133	255	251	311	307
20 Vdc	94	82	119	112	205	200	257	253
24 Vdc	85	74	105	98	174	170	214	209
33 Vdc	72	63	87	81	137	132	162	158
16 Vfwr	152	80	199	112	356	212	402	251
20 Vfwr	144	70	180	95	300	169	379	218
24 Vfwr	140	65	170	84	262	143	312	174
33 Vfwr	140	59	162	73	223	111	256	131

Multi-cd Wall Temporal Chime-strobes (EG1-CVM) – Low dB Setting

UL Rating	15 cd RMS	30 cd RMS	75 cd RMS	110 cd RMS
16 Vdc	88	123	222	266
16 Vfwr	134	175	318	363

Typical Current	15 cd		30 cd		75 cd		110 cd	
	RMS	Mean	RMS	Mean	RMS	Mean	RMS	Mean
16 Vdc	101	88	137	130	247	243	302	298
20 Vdc	85	76	112	106	194	190	247	243
24 Vdc	75	67	97	92	165	161	205	202
33 Vdc	61	56	77	74	124	121	149	146
16 Vfwr	139	74	187	107	350	209	395	247
20 Vfwr	127	63	164	87	277	162	356	205
24 Vfwr	119	56	152	76	239	133	284	163
33 Vfwr	116	50	139	64	202	101	230	118

Wall Chimes (EG1-C)

UL Rating	High dB (RMS)	Low dB (RMS)
16 Vdc	30	19
24 Vdc	43	26
33 Vdc	45	27
16 Vfwr	60	40
24 Vfwr	76	49
33 Vfwr	81	55

Wall Chimes (EG1-C)

Typical Current	High dB		Low dB	
	RMS	Mean	RMS	Mean
16 Vdc	32	23	20	16
20 Vdc	41	29	24	19
24 Vdc	44	32	26	20
33 Vdc	46	34	27	22
16 Vfwr	65	29	43	19
20 Vfwr	75	32	48	21
24 Vfwr	77	33	51	22
33 Vfwr	84	36	56	23

Notes and Comments

- Current values are shown in mA.
- UL Nameplate Rating can vary from Typical Current due to measurement methods and instruments used.
- GE Security recommends using the Typical Current for system design including NAC and Power Supply loading and voltage drop calculations.
- Use the Vdc RMS current ratings for filtered power supply and battery AH calculations. Use the Vfwr RMS current ratings for unfiltered power supply calculations.
- Fuses, circuit breakers and other overcurrent protection devices are typically rated for current in RMS values. Most of these devices operate based upon the heating affect of the current flowing through the device. The RMS current (not the mean current) determines the heating affect and therefore, the trip and hold threshold for those devices.
- Our industry has used 'mean' currents over the years. However, UL will direct the industry to use the 2004 RMS values in the future.

Specifications

Housing	Red or white textured UV stabilized, color impregnated engineered plastic. Exceeds 94V-0 UL flammability rating.
Lens	Optical grade polycarbonate (clear)
Mounting (indoor wall mount only)	Flush mount: 2½ inch (64 mm) deep one-gang box Surface mount: Model 27193 surface mount box, wiremold box, or equivalent surface-mount box With optional trim plate: One-gang, two-gang, four-inch square, octagonal, or European single-gang box
Wire connections	Screw terminals: single input for both chime and strobe. #18 to #12 AWG (0.75 mm ² to 2.5 mm ²) wire size
Operating environment	32-120°F (0-49°C) ambient temperature. 93% relative humidity
Agency listings/approvals	UL 1971, UL 1638, UL 464, CE, FCC, MEA, CSFM (FM pending). (All models comply with ADA Code of Federal Regulation Chapter 28 Part 36 Final Rule.)
Dimensions (HxWxD)	Signal: 4-1/2" x 2-3/4" x 13/16" (113 mm x 68 mm x 21 mm) Trimplate: 5" (127 mm); Height - 5-7/8" (149 mm); Depth - ½" (13 mm)
Operating voltage	EG1-C series chimes: non-coded, filtered 16-33 Vdc or unfiltered 16-33 Vdc FWR (or coded when chime set to single-stroke operation) EG1-CVM series chime-strobes: non-coded, filtered 16-33 Vdc or unfiltered 16-33 Vdc FWR (or coded (audible NAC only) when used with optional EG1M Genesis Signal Master)
Strobe output rating	UL 1971, UL 1638: selectable 15 cd, 30 cd, 75 cd, or 110 cd output
Strobe flash rate	EG1-CVM series chime-strobes: one flash per second synchronized with optional EG1M Genesis Signal Master indefinitely within 10 milliseconds (or self-synchronized within 200 milliseconds over thirty minutes on a common circuit without EG1M Genesis Signal Master)
Synchronization Sources	Modules: EG1M, EG1M-RM; Power Supplies: EBPS6A, EBPS10A; Panels: FX-10, FX-5, FX-3, FX-254, FX-64.
Chime pulse rate	EG1-C chimes and EG1-CVM series chime-strobes: non-coded operation - one stroke per second synchronized with optional EG1M Genesis Signal Master, indefinitely within 10 milliseconds (or self-synchronized within 200 milliseconds over thirty minutes on a common circuit without the EG1M Genesis Signal Master); coded operation - up to one stroke per second (Genesis EG1M Signal Master required).

Ordering Information

Catalog Number		Description	Ship Wt. lbs (kg)
White Finish	Red Finish		
EG1-CVM	EG1R-CVM	Genesis Chime-Strobe (selectable 15, 30, 75, or 110 cd output, selectable high/low dB output)	0.25 (0.11)
EG1-C	EG1R-C	Genesis Chime (selectable high/low dB output)	
EG1F-CVM	EG1RF-CVM	Genesis Chime-Strobe (selectable 15, 30, 75, or 110 cd output, selectable high/low dB output) – with “FIRE” marking	
EG1F-C	EG1RF-C	Genesis Chime (selectable high/low dB output) – “FIRE” marking	

Mounting Accessories

EG1T	EG1RT	Genesis Trim Plate (for two-gang or 4” square boxes)	0.15 (0.7)
EG1T-FIRE	EG1RT-FIRE	Genesis Trim Plate (for two-gang or 4” square boxes) with “FIRE” markings	

Synchronization Modules

EG1M	Genesis Signal Master – Snap-on Mount		0.2 (0.1)
EG1M-RM	Genesis Signal Master – Remote Mount (1-gang)		

